



WELD THE WORLD

Discovery 162 T



Discovery 162 T

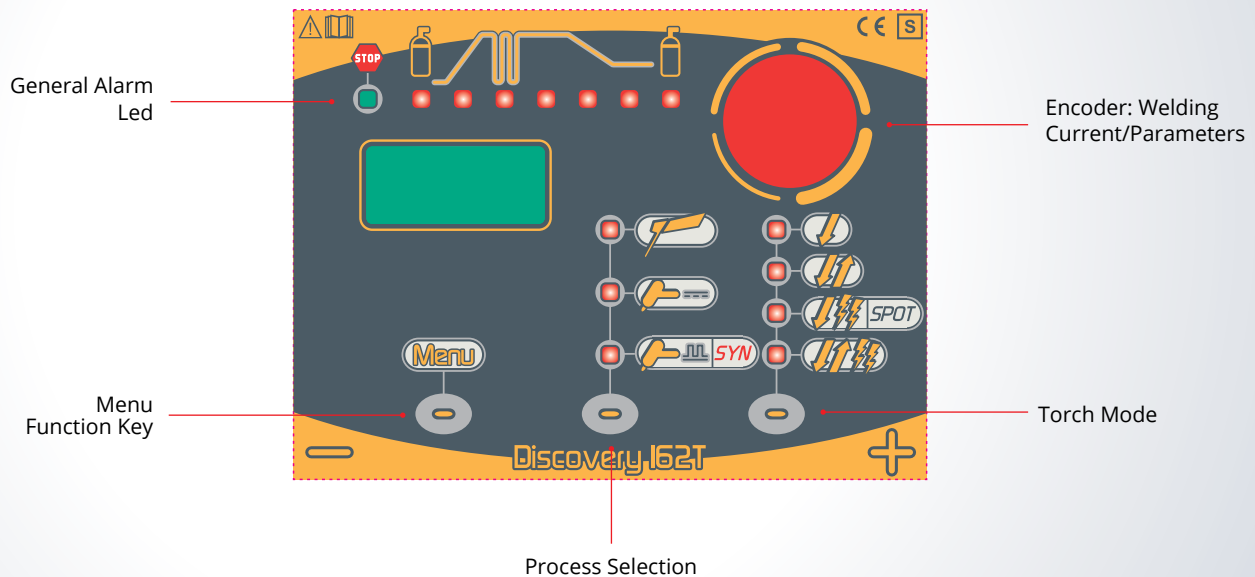
TIG DC HF - MMA

Discovery 162 T is an industrial Single-Phase inverter power source for TIG DC welding.

Discovery 162 T is specifically designed for high definition construction, petrol/chemical plants, food& beverage industry and shipyards.

Remote controls are available: for torch (UP&DOWN, potentiometer), foot pedal or remote control unit.

The suitcase complete with accessories is also available.



Discovery 162 T						
	1x230Vac ± 15% @50-60Hz					
	16A					
	TIG - WIG			MMA		
% _{40°C}	25%	60%	100%	30%	60%	100%
I_2	160A	120A	100A	150A	115A	100A
I_2	5A - 160A			5A - 150A		
U_0	54V					
P_{MAX}	6,4kVA - 4,6kW					
IP	23S					
	360 x 120 x 215mm					
	6,6Kg					


TECHNOLOGY	PROCESSES	
SPECIAL FUNCTIONS		
MATERIALS		
INDUSTRIES		

Discovery 162 T

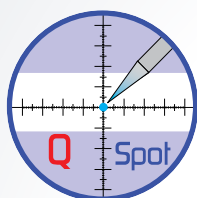
Special Functions



WELD THE WORLD



Pre-set balanced parameters, stored in the Synergic Pulse TIG DC SYN curve help to simplify the Pulsed welding process. The Pulse is altered automatically when the welding current is adjusted.



The **Q-SPOT** (Quick Spot) function makes it possible to minimise tacking times for light gauge sheet metal. The operator conveniently places the tungsten electrode on the fixing point, thereby obtaining perfect control of the position of the join. Once the electrode has been lifted the machine emits a very high intensity welding current pulse with a very short preset time (from 0.01 Sec to 1 Sec). The pulse time varies depending on the type of sheet metal to be joined. In this way the welded point closes instantly with minimum heat transfer, leaving the metal white, clean and almost cold.

Pipe butt weld
Ø 31.75 x 2 mm



Corner spot welding thickness 0,6 mm

PLUS



LIGHT



COMPACT



TRANSPORTABLE

ACCESSOIRES



SUITCASE



TORCH UP & DOWN

A solid industrial activity, where the production is based on substantial investments for the supporting of research, projection and continuous testing.

Since 1997 Weco has been producing and selling welding machines.

Both registered office and production plant are based on the north east of Italy. Our offices, technical/project department, production and warehouse are able to serve both our national and international sales net. A wide range of welding machines together with a huge stock, allow us to encounter and fully satisfy our customers' requests in short time.

A dynamic management supported by solid experience on the main sales' arguments and a deep knowledge on the application issues, allow this company to be ahead in the welding sector.

WECO means better solution for improving the production, optimizing the intervention time, minimizing the processes' costs, with the highest perform-standards granted.



WELD THE WORLD

WECO srl
Via S. Antonio 22 - Loc. Belvedere
36050 Tezze sul Brenta (Vicenza) - Italy
Tel +39 0424 561 943 - fax +39 0424 561 944
www.weco.it

Dealer